

Only a small share of U.S. foundations employ paid staff to develop projects, review and investigate proposals, and work with the public. Yet the number of staffed foundations continued to rise in 2001, and the average number of staff employed by these foundations increased. Still, only a fraction of U.S. foundations reported staff, suggesting that most foundations are staffed by volunteers. Foundations also showed tremendous variations in current staffing patterns based on size, period of establishment, regional location, and type.

Foundation Staffing, 2001 Edition, provides the most comprehensive information available on the number of staffed U.S. grantmaking foundations and their staffing patterns. This report serves as the ideal starting point for understanding differences in staffing levels and characteristics based on foundation size, period of establishment, regional location, and type. *Foundation Staffing* is part of the *Foundations Today Series* of annual research reports on foundation growth and trends in foundation giving.

Findings presented in *Foundation Staffing* are based on information from the Foundation Center's annual surveys of private and community foundations awarding at least \$50,000 in giving or holding assets of \$1 million or more. To maintain consistency with historical Foundation Center data on staffing, this analysis limits its scope to those 18,942 foundations in the 2001 survey with at least \$100,000 in giving or holding assets of \$1 million or more.

Overview of Foundation Staffing

- 3,123 surveyed foundations reported paid staff in 2001

- Staffed foundations included one-in-six surveyed grantmakers
- Number of staffed foundations rose nearly three-fifths since 1991
- Over past decade, number of staff positions nearly doubled to 17,013
- Number of full-time professional staff more than doubled since 1991
- Growth in foundation staffing lagged behind boom in number of foundations

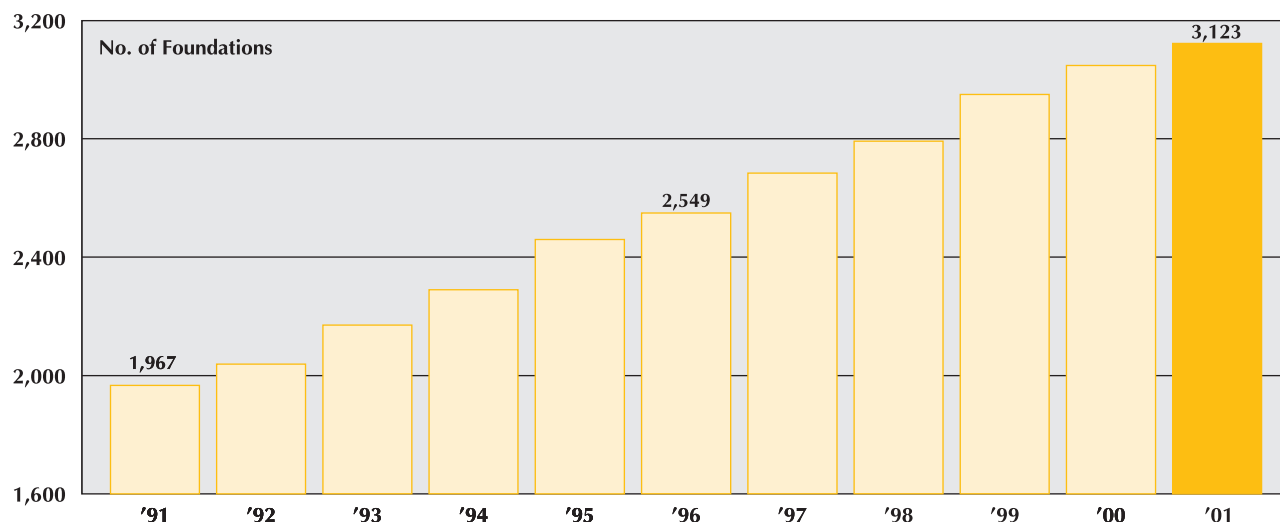
Number of Foundation Staff

- Average staff size continued to increase
- Foundations reported average of 5.5 staff
- Nearly two-thirds of staffed foundations employed two or fewer staff
- 30 foundations reported 50 or more staff, more than double the 12 identified in 1991

Foundation Staffing by Asset Range

- Over three-quarters of foundations with assets of \$100 million+ reported staff
- Larger foundations were more likely to be staffed and employ full-time staff

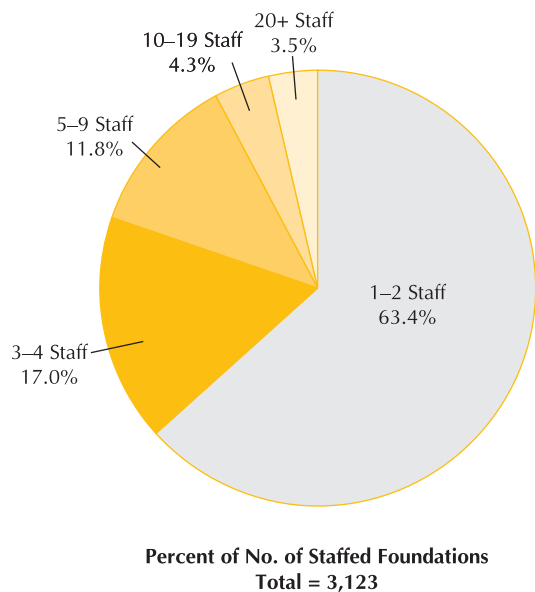
Number of surveyed foundations reporting staff rose by close to three-fifths over past decade



Source: *Foundation Staffing*, 2001. Based on annual Foundation Center surveys of foundations with at least \$1 million in assets or making grants of \$100,000 or more.

For more information on this report, contact Robin Gluck, Research Associate, at 212-807-3673, or e-mail, reg@fdncenter.org. Foundation Staffing "Highlights" are also available at <http://www.fdncenter.org>.

Nearly two-thirds of staffed foundations in 2001 reported two or fewer staff



Source: *Foundation Staffing*, 2001. Based on Foundation Center survey of 18,942 foundations with at least \$1 million in assets or making grants of \$100,000 or more.

Foundation Staffing by Period of Establishment

- Foundations established before 1950 were more likely to report paid staff
- Full-time professionals accounted for nearly half of older foundation staff
- Average of 9.5 staff reported by older foundations
- Foundations established since 1979 averaged 3.2 staff

Foundation Staffing by Region

- West reported highest share of staffed foundations, followed by South
- Close to one-in-five Western foundations employed staff

- Northeast held largest number of staffed foundations; West employed most staff
- Midwest showed biggest average staff size

Foundation Staffing by Foundation Type

- Community foundations were most likely to employ staff
- Independent foundations retained over half of staff
- Operating foundations reported highest average number of staff
- Community foundations engaged largest share of full-time professional staff, followed by corporate foundations

Foundation Boards of Trustees

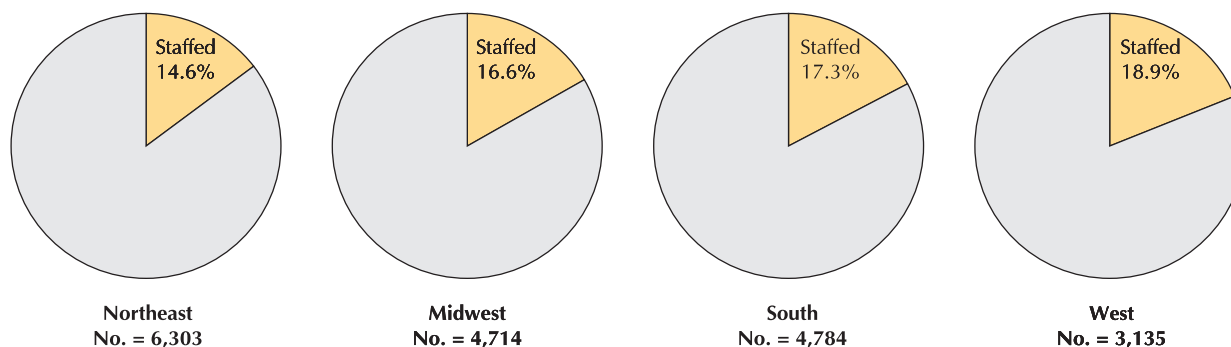
Foundation Staffing also includes information on the boards of trustees of all foundations with at least \$100,000 in giving or holding assets of \$1 million or more, based on Foundation Center surveys and foundation public reporting.

- 19,000 larger foundations reported more than 79,000 trustees
- Larger foundations averaged 4.2 trustees
- Median of three trustees identified
- Community foundations reported largest average and median board size

Ordering Information

The *Foundations Today Series*, 2001 Edition, includes five reports available exclusively through annual subscriptions. Orders may be charged with Visa, MasterCard, or Amex by calling our toll-free number, 800-424-9836 (in New York, call 212-807-3690); by using our on-line order form at <http://www.fdncenter.org>; or by mailing orders to the Foundation Center, Dept. FR, 79 Fifth Avenue, New York, NY 10003-3076. Prepayment of \$95.00 is required. Discounts are available for multiple-subscription orders. Please call 800-424-9836 for details.

West reported highest share of staffed foundations in 2001, followed by South*



Source: *Foundation Staffing*, 2001. Based on Foundation Center survey of 18,942 foundations with at least \$1 million in assets or making grants of \$100,000 or more. A total of 3,123 foundations reported staff.

*Figures exclude six foundations based in the Caribbean.